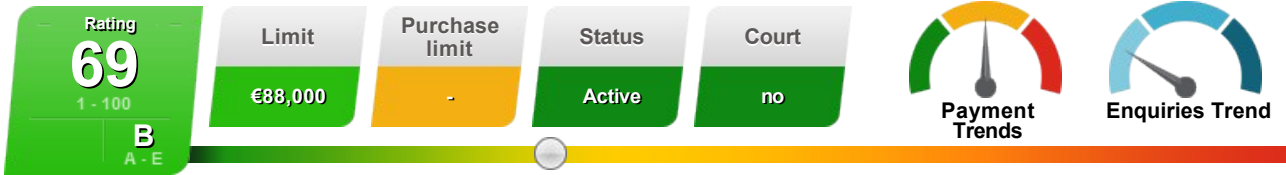


Solero Trading B.V. - 17217199



## Summary

<b>Chamber of commerce number</b>	17217199		
<b>Company name</b>	Solero Trading B.V.		
<b>Address</b>	Industrieweg 210 5683CH BEST		
<b>Safe Number</b>	NL00891951	<a href="#">Click here</a>	
<b>Telephone number</b>	0499375327		
<b>RSIN Number</b>	818978089		
<b>Company type</b>	Private limited liability company (BV) with ordinary structure		
<b>Branch number</b>	000016799143		
<b>Establishment date</b>	02/01/2008		


### Credit information

<b>Company Status</b>	Active		
<b>Today's rating (0-100)</b>	69	<b>Today's credit limit (€)</b>	88,000
<b>Rating description</b>	good credit worthiness		
<b>Turnover</b>	-	<b>results on ordinary operations before tax</b>	-
<b>Net worth</b>	750,247	<b>Purchase limit</b>	-

### International Score

<b>B International Score Description</b>	Low Risk	The Creditsafe International Score is a standardised score derived from the Creditsafe rating. It enables credit risk comparison between companies that are registered in different countries.
--	----------	--

### Ultimate holding company

Safe Number	Company name	Company Number	
NL00841623	Paramio Trading B.V.	 17162869	No linked companies have been found.

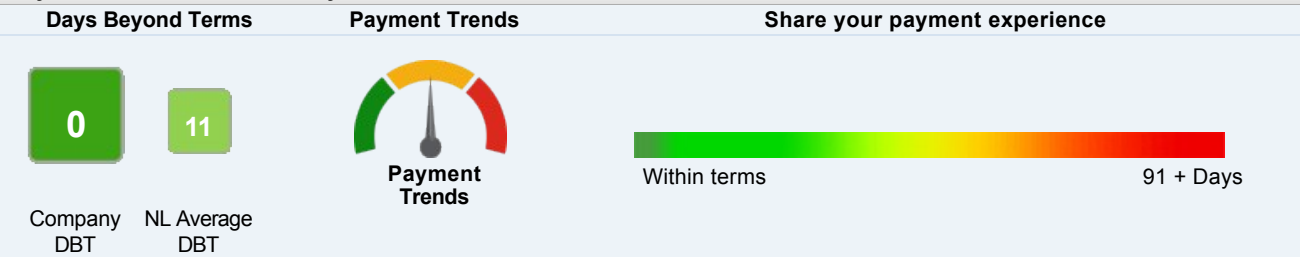
## Commentary

The business was established over 8 years ago.	→
The business has 3 employees.	→
The business is part of a group.	→
The business has been at the address for over 7 years.	→
The credit rating for this business has increased from 65 to 69 on 03-10-2015.	↑
The credit limit for this business has increased from €63000 to €88000 on 06-08-2016.	↑
The financial statements on file are 7 months old.	→
Net Worth increased by 25% during the latest trading period.	↑
A 29% growth in Total Assets occurred during the latest trading period.	↑
The business saw an increase in their Cash Balance of 65% during the latest trading period.	↑

## Accounts

Date of latest accounts	Net worth	Working capital	Quick ratio
31/12/2015	750,247	689,140	10.02
31/12/2014	595,708	542,443	12.15
31/12/2013	895,600	843,266	29.76

## Payment Information Summary



## Media solutions

[Click here for media results](#)

## Online Debt Collection



Search the company   Submit the amount of money   Choose a debt collector agency   Agree and send

*At Creditsafe you can submit your online debt collection in a few steps that will only take you a couple of minutes. It is easy, safe and quick and you have a choice of three debt collector agencies. Follow the steps above and your debt collection will automatically be submitted.*

[Go](#)

## Payment expectations summary

Payment expectation days		Day sales outstanding	
Industry average payment expectation days	45.23	Industry average day sales outstanding	75.04
Suspension of payments / moratorium	no		

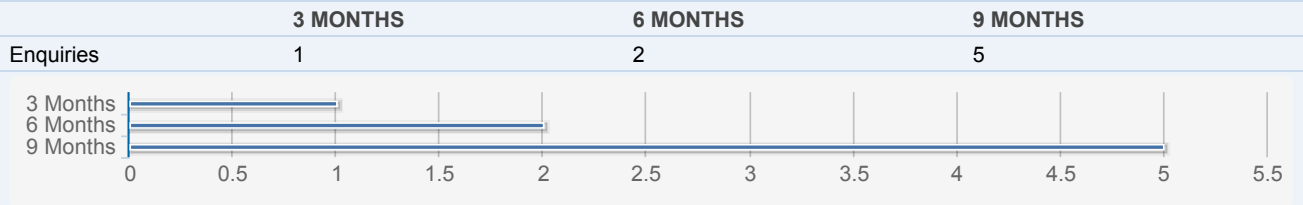
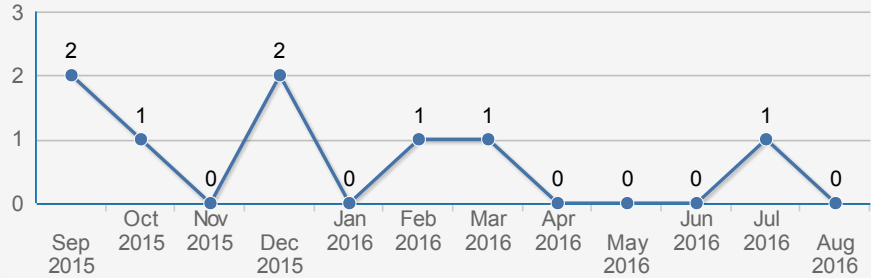
## Court Data Summary

Court action	no
--------------	----

## Enquiries summary

The last enquiry date was 25/07/2016.  
There have been 8 enquiries in the last 12 months.  
There are an average of 1 reports taken each month.

Monthly breakdown



## Information

<b>Trading name</b>	Solero Trading	<b>Office type</b>	Main Office
<b>Street</b>	Industrieweg	<b>House or po box number</b>	210
<b>City</b>	BEST	<b>Post code</b>	5683CH
<b>Telephone number</b>	0499375327	<b>Web address</b>	www.parasols-shop.com
<b>Company Status</b>	Active	<b>Company type</b>	Private limited liability company (BV) with ordinary structure
<b>Company start date</b>	02/01/2008	<b>Founding deed date</b>	02/01/2008
<b>Business Group Type</b>	Company	<b>Importer</b>	yes
<b>Exporter</b>	yes	<b>Continuance date</b>	
<b>Ceased trading date</b>		<b>Reason for Registration</b>	New establishment (establishment general)
<b>Date of latest accounts</b>	31/12/2015		
<b>Reason for Dissolution</b>			

### Activities

<b>Main Activity Code:</b>	4618
<b>Main Activity Description:</b>	Agents specialising in the sale of other goods
<b>Other Activity Codes:</b>	47915 - Retail sale via mail order and internet of house and garden goods

### Mailing address details

<b>Street</b>	Industrieweg	<b>House or po box number</b>	210
<b>City</b>	BEST	<b>Post code</b>	5683CH
		<b>Country</b>	Nederland

### Capital details

<b>Nominal capital</b>		<b>Placed capital</b>	18,000
<b>Deposited capital</b>	18,000		



















### Employees details

<b>Number of employees</b>	3
<b>Number of Employees (Source: Accounts)</b>	4
<b>Employees Fulltime</b>	2 (last updated 03/01/2008)

**Director information**
**W.A.C. Van Keulen-Pouwels**
**Accounts**
**General information from the annual account**

Annual accounts	31-12-2015	31-12-2014	31-12-2013	31-12-2012	31-12-2011
Auditing					
Judgement					
 Consolidated subsidiaries	0	- 0	- 0	- 0	- 0

**Balance sheet**





Annual accounts	31-12-2015	%	31-12-2014	%	31-12-2013	%	31-12-2012	%	31-12-2011
Weeks	52		52		52		52		52
Currency	EUR		EUR		EUR		EUR		EUR
Consolidated (y/n)	N		N		N		N		N
<b>ASSETS</b>									
 Intangible fixed assets	-	-	-	-	-	-	-	-	-
 Tangible fixed assets	61,107	14.7%	53,265	1.8%	52,334	63.5%	32,001	115.6%	14,845
 Financial fixed assets	0	-	0	-	0	-	0	-	0
 Total fixed assets	61,107	14.7%	53,265	1.8%	52,334	63.5%	32,001	115.6%	14,845
 Inventories	144,087	-21.8%	184,370	20.2%	153,347	-29.9%	218,856	39.4%	157,023
Trade Debtors	-	-	-	-	-	-	-	-	-
 Other receivables	21,134	-41.5%	36,097	-87.5%	289,447	359.5%	62,989	12.1%	56,171
 Cash	584,316	65%	354,096	-16.6%	424,460	-9.5%	469,056	-5.8%	497,971
 Miscellaneous current assets	0	-	0	-	0	-	0	-	0
 Total current assets	749,537	30.5%	574,563	-33.7%	867,254	15.5%	750,901	5.6%	711,165
 Total Assets	810,644	29.1%	627,828	-31.7%	919,588	17.5%	782,902	7.8%	726,010
<b>LIABILITIES</b>									
 Issued share capital	18,000	0.00 %	18,000	0.00 %	18,000	0.00 %	18,000	0.00 %	18,000
Revaluation reserve	-	-	-	-	-	-	-	-	-
Minority interests	-	-	-	-	-	-	-	-	-
 Retained earnings	0	-	0	-	0	-	0	-	0
 Other reserves	732,247	26.8%	577,708	-34.2%	877,600	18.6%	740,155	24.5%	594,612
 Group Net Worth	0	-	0	-	0	-	0	-	0
 Total Equity	750,247	25.9%	595,708	-33.5%	895,600	18.1%	758,155	23.8%	612,612
Total provisions	-	-	-	-	-	-	-	-	-
Subordinated loans	-	-	-	-	-	-	-	-	-
 Other long term liabilities	0	-	0	-	0	-	0	-	0
 Total long term debts	0	-	0	-	0	-	0	-	0
Trade creditors	-	-	-	-	-	-	-	-	-
 Other current liabilities including	60,397	88%	32,120	33.9%	23,988	-3.1%	24,747	-78.2%	113,398

	accruals & deferred income									
	Total current liabilities	60,397	88%	32,120	33.9%	23,988	-3.1%	24,747	-78.2%	113,398
	Total Liabilities	810,644	29.1%	627,828	-31.7%	919,588	17.5%	782,902	7.8%	726,010
	Working capital	689,140	27%	542,443	-35.7%	843,266	16.1%	726,154	21.5%	597,767
	Net worth	750,247	25.9%	595,708	-33.5%	895,600	18.1%	758,155	23.8%	612,612

#### Profit & loss

Annual accounts	31-12-2015	%	31-12-2014	%	31-12-2013	%	31-12-2012	%	31-12-2011
Weeks	52		52		52		52		52
Currency	EUR		EUR		EUR		EUR		EUR
Consolidated (y/n)	N		N		N		N		N
Turnover	-	-	-	-	-	-	-	-	-
other operating income	-	-	-	-	-	-	-	-	-
Total operating expenses	-	-	-	-	-	-	-	-	-
Operating result	-	-	-	-	-	-	-	-	-
Total financial income	-	-	-	-	-	-	-	-	-
Total financial expenses	-	-	-	-	-	-	-	-	-
Results on ordinary operations before tax	-	-	-	-	-	-	-	-	-
Taxation	-	-	-	-	-	-	-	-	-
Results on ordinary operations after tax	-	-	-	-	-	-	-	-	-
Share in profit/(loss) of minority interest	-	-	-	-	-	-	-	-	-
Extraordinary items	-	-	-	-	-	-	-	-	-
Net result	-	-	-	-	-	-	-	-	-
<b>OTHER INFORMATION</b>									
Payroll costs	-	-	-	-	-	-	-	-	-
Amortization and depreciation	-	-	-	-	-	-	-	-	-

#### Ratio analysis

Annual accounts	31-12-2015	%	31-12-2014	%	31-12-2013	%	31-12-2012	%	31-12-2011	
Weeks	52		52		52		52		52	
Currency	EUR		EUR		EUR		EUR		EUR	
Consolidated (y/n)	N		N		N		N		N	
<b>TRADING PERFORMANCE</b>										
Results on ordinary operations before taxation margin	-	-	-	-	-	-	-	-	-	
Return on capital employed	-	-	-	-	-	-	-	-	-	
Return on total assets employed	-	-	-	-	-	-	-	-	-	
Return on net assets employed	-	-	-	-	-	-	-	-	-	
Sales / net working capital	-	-	-	-	-	-	-	-	-	
<b>OPERATING EFFICIENCY</b>										
Stock turnover ratio	-	-	-	-	-	-	-	-	-	
Debtor days	-	-	-	-	-	-	-	-	-	
Creditor days	-	-	-	-	-	-	-	-	-	
<b>SHORT TERM STABILITY</b>										
	Current ratio	12.41	-30.6%	17.89	-50.5%	36.15	19.1%	30.34	383.9%	6.27
	Liquidity ratio / acid ratio	10.02	-17.5%	12.15	-59.2%	29.76	38.4%	21.50	339.7%	4.89
	Current debt ratio	0.08	60%	0.05	66.7%	0.03	0.00%	0.03	-84.2%	0.19
<b>LONG TERM STABILITY</b>										
Gearing	-	-	-	-	-	-	-	-	-	
	Equity in percentage	92.55	-2.5%	94.88	-2.6%	97.39	0.6%	96.84	14.8%	84.38

	Total debt ratio	0.08	60%	0.05	66.7%	0.03	0.00 %	0.03	-84.2%	0.19

## Payment Expectations

**Payment Information Summary**

Days Beyond Terms	Payment Trends	Share your payment experience
<div style="display: flex; justify-content: space-around;"> <div style="border: 1px solid green; padding: 5px; width: 40px; text-align: center; background-color: green; color: white; font-weight: bold;">0</div> <div style="border: 1px solid green; padding: 5px; width: 40px; text-align: center; background-color: #c8e6c9; color: green; font-weight: bold;">11</div> </div> <p>Company DBT      NL Average DBT</p>	<p><b>Payment Trends</b></p>	<p>Within terms      91 + Days</p>

**Trade Payment Information**

<b>Average Invoice Value</b>	€401.57	<b>Number of invoices</b> 
<b>Invoices available</b>	21	
<b>Paid</b>	21	
<b>Outstanding</b>	0	

Trade Payment Data is information that we collect from selected third party partners who send us information about their whole sales ledger.

**Customer Payment Experiences**

<b>Number of Experiences</b>	N/A
------------------------------	-----

Customer Payment Experiences are supplied directly by Creditsafe users based on their payment experience with their customers.

## Rating

Credit information			
<b>Today's rating (0-100)</b>	69	<b>Today's credit limit (€)</b>	88,000
<b>Rating description</b>	good credit worthiness	<b>Today's purchase limit</b>	
RATING	DEFINITION		
74 - 100	Very good credit worthiness		
59 - 73	Good credit worthiness		
37 - 58	Credit worthy		
27 - 36	Credit against collateral		
0 - 26	Caution - credit at your discretion		
LIMIT DEFINITION			
The Creditsafe recommended credit limit is calculated using a formula that analyses information from a company's financial accounts, demographics and industry code. The company credit limit is our recommendation of the total amount of credit that should be outstanding at any one time.			

International Score		
<b>B</b>	<b>International Score Description</b>	Low Risk
		The Creditsafe International Score is a standardised score derived from the Creditsafe rating. It enables credit risk comparison between companies that are registered

in different countries.

#### Rating History

no rating history data found

#### Limit History

Date	Credit Limit
03/10/2015	63,000

#### Industry comparison

Activity code	4618
Activity description	Agents specialising in the sale of other goods
Industry average credit rating	50.22
Industry average credit limit	10,921

## Shareholder

#### Summary

Group - Number of Companies	2
Linkages - Number of Companies	0
Number of Countries	0

#### Ultimate holding company

Name	Paramio Trading B.V.
------	----------------------

#### Holding company (100%)

Name	Paramio Trading B.V.
Street	Raakheuvel
House or po box number	14
City	BEST
Post code	5685BP

#### Group Structure

Company name		Number	Safe number	Latest financials	Creditsafe Rating Class (0-100)	Limit
- Paramio Trading B.V.		17162869	NL00841623	31-12-2015	90	€110,000
- - Solero Trading B.V.		17217199	NL00891951	31-12-2015	69	€88,000

## Linkages

## Court

#### Court data

There is no data for this company

## Directors

#### Director details (Persons)

FIRST NAMES	LAST NAME	DATE OF BIRTH	POSITION
Wilhelmina Antonia Christiana	van Keulen - Pouwels	27 March 1964	Directrice

**Director details (Companies)**

COMPANY NAME	NUMBER	STARTDATE
Paramio Trading B.V.	17162869	02 January 2008

**Events****Event History**

Date	Event	Previous Value	Current Value
06/08/2016	New accounts filed.		31/12/2015
01/09/2015	New accounts filed.		31/12/2014
01/11/2014	New accounts filed.		31/12/2013
26/09/2013	New accounts filed.		31/12/2012
14/02/2013	Internet address change		www.parasols-shop.com
11/04/2012	New accounts filed.		31/12/2011
27/10/2011	Phone number change	375327	0499 375327
08/08/2011	New accounts filed.		31/12/2010
02/01/2011	New accounts filed.		31/12/2009

**KvK filings (since 20-12-2012)**

Filing Date	Filed Event
14/07/2016	Deposit Accounts
13/08/2015	Deposit Accounts
16/10/2014	Deposit Accounts
13/09/2013	Deposit Accounts



© Creditsafe Nederland B.V.  
Waldorpstraat 17  
2521 CA 's-Gravenhage